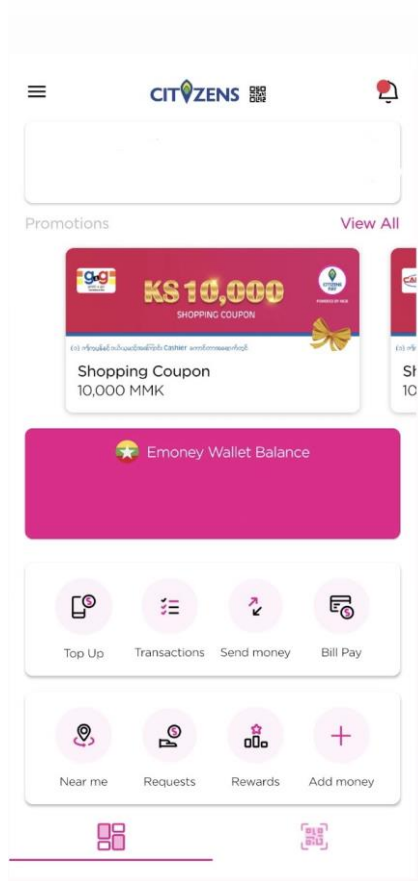


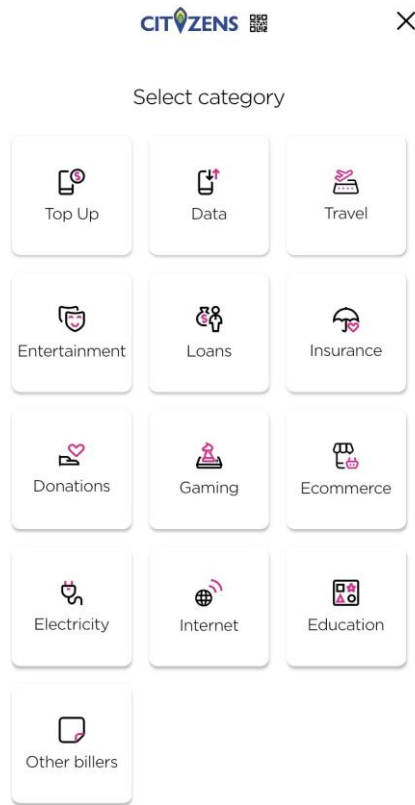
ILBC Screen Flow



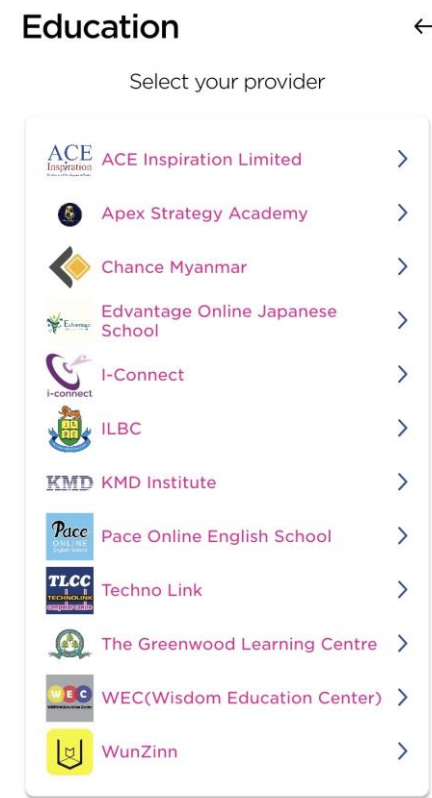
Steps of making payments to ILBC from Citizens Pay



(1) Log in Citizens Pay account and choose **Bill Pay**.



(2) Select **Bill Pay** category.



(3) Select **ILBC**.

Steps of making payments to ILBC from Citizens Pay



Education ←

Select your product

ILBC >

(4) Select **ILBC**.

Education ←

Student ID number*
4664578996

Student Name*
Mg Aung

Phone Number*
+959960853326

School City*
ILBC (Thuminglar)

School Grade*
Sec 1

Amount
50,000

Next

(6) Enter Student ID number, Student Name, Phone Number, School City, School Grade and Amount, and press **Next**.

CITIZENS PAY ×

Verify your Bill Payment

Billor	ILBC
Product	ILBC
Student ID number	4664578996
Student Name	Mg Aung
Phone Number	959960853326
School City	ILBC(Thumingalar)
School Grade	Sec 1
Amount	MMK 50,000
Fees	MMK 0
Total	MMK 50,000

< Edit transaction

Next

(6) After checking all, press **Next** to verify Bill Payment.

Steps of making payments to ILBC from Citizens Pay



Confirm your Bill Payment with your PIN

Enter PIN to confirm

● ● ● ● ● ●

1	2	3
4	5	6
7	8	9
	0	⌫

(7) Enter **PIN** to confirm Bill Payment.

Success

Transaction Completed

Date	20 Jan 2022
Time	10:59
Biller	ILBC
Product	ILBC
Transaction ID	646796
Student ID number	4664578996
Student Name	Mg Aung
Phone Number	959960853326
School City	ILBC (Thuminglar)
School Grade	Sec 1
Amount	MMK 50,000
Fees	MMK 0
Total	MMK 50,000

Share

Finish!

(8) Finally, Transaction completed.

Thank You

